





# iglube

-  Top/Bottom x8
-  Arch panel x12
-  Side panel x8

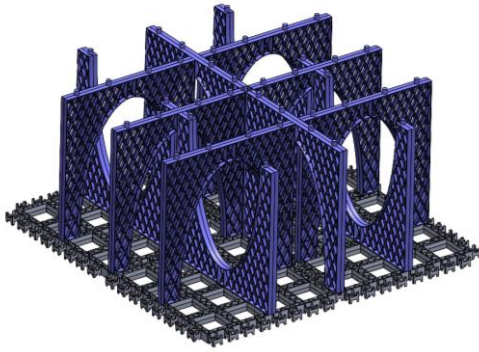
## Standard x4 Module (2 Stack)

1.




Place base panel

2.



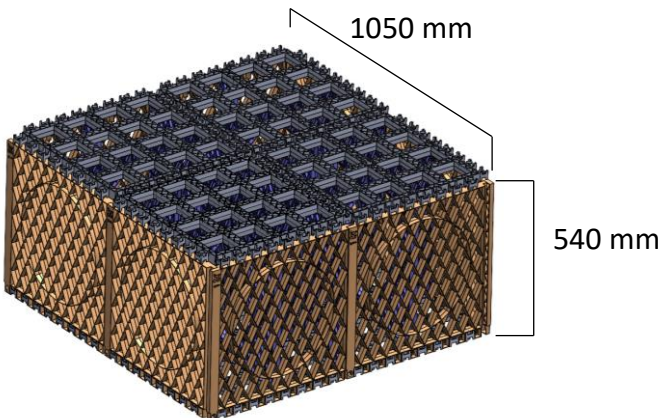
Add arches

3.






Attach side panels

4.



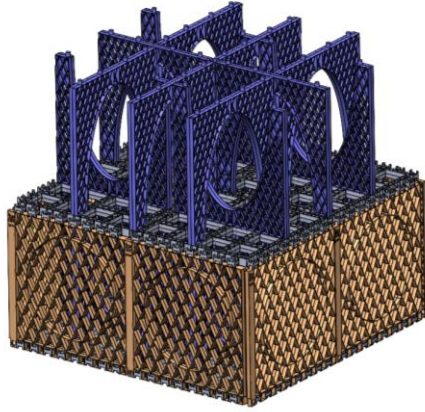
Attach top panel

# iglube

-  Top/Bottom x12
-  Arch panel x24
-  Side panel x16


## Standard x4 Module (2 Stack)

5.



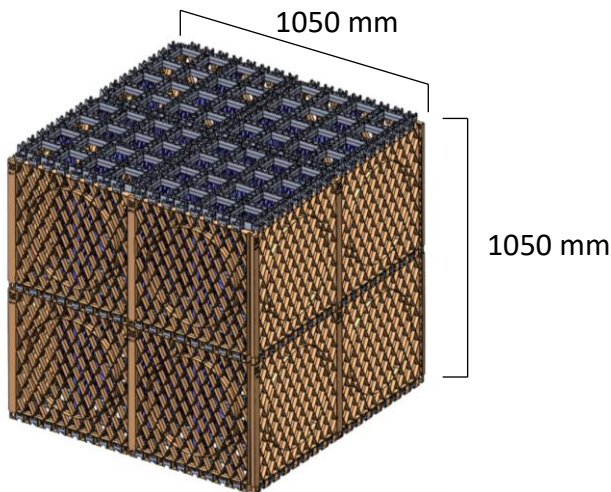
Add more arches

6.



Attach more side panels

7.



Attach another top panel layer to make it double layered